

1 Przeczytaj tekst. Uzupełnij luki w zdaniach (1–3) zgodnie z treścią tekstu. Luki należy uzupełnić w języku angielskim.

Some bank robbers are smart people who plan their crimes for a long time before they arrive at the bank. However, there are a lot of robbers who are not very clever. Those people usually think that a robbery is an easy way to become rich. Yet, they sometimes learn that crime does not pay before they get a chance to spend the money. Sometimes even before they leave the bank ...

A few years ago, a man walked into a bank in the USA with the intention of robbing it. He took a bank form and stood in the queue. While he was waiting, he wrote on the form that he wanted to rob the bank. After a while, he thought that someone could have seen what he had been writing so he left the bank, went to the bank on the other side of the street and ... stood in the queue again. When it was finally his turn to talk to the bank clerk, he put the note in front of her. The clerk looked at the note and whispered that if the man wanted to rob their bank, he needed to write the note on a form from their bank. The man apologised and went to the first bank again. The woman called the police and when they came, they saw him still standing in the queue!

- 1 The man tried to rob _____ different banks.
- 2 The man used _____ so the woman didn't agree to give him any money.
- 3 The robber was _____ when the police came.






















2 Dla każdej z opisanych sytuacji (1–3) wybierz właściwą reakcję. Zakreśl literę A, B albo C.

- 1 Zgubiłeś/Zgubiłaś w kinie okulary przeciwsłoneczne. Jak powiesz osobie z obsługi, czego szukasz?
A Good morning! Are you looking for my sunglasses?
B Good morning! You've got my sunglasses.
C Good morning! I lost my sunglasses here yesterday.
- 2 Koleżanka prosi cię o pomoc w odnalezieniu kolczyków. Poproś, żeby je opisała.
A Oh dear! What do they look like?
B Wow! Where is it?
C No problem. I can help you.
- 3 Zgubiłeś/Zgubiłaś w szkole plecak. Jak go opiszesz wychowawcy?
A I think it's in my classroom.
B It's made of leather and denim.
C What does it look like?

3 Wykorzystując wyrazy podane drukowanymi literami, uzupełnij każde zdanie z luką tak, aby zachować sens zdania wyjściowego. Wymagana jest pełna poprawność ortograficzna i gramatyczna wpisywanych fragmentów zdań. Uwaga! Nie zmieniaj formy podanych wyrazów. W każdą lukę możesz wpisać maksymalnie trzy wyrazy, wliczając w to wyraz już podany.

- 1 Jacob started watching the film before I came home. **WAS**
When I came home, Jacob _____ the film.
- 2 Did you see the shoplifter after you started paying for the shopping? **WHILE**
Did you see the shoplifter _____ paying for the shopping?
- 3 Two thieves entered the building and stole some computer equipment. **INTO**
Two thieves _____ the building and stole some computer equipment.

4 Jak dobrze potrafisz wykonać poniższe zadania? Zaznacz (✓) odpowiednią buźkę.

- 1 I can name some clothes and describe people's appearance.
 ☐  ☐  ☐
- 2 I can use the Past continuous correctly in sentences.
 ☐  ☐  ☐
- 3 I can describe objects (materials and patterns).
 ☐  ☐  ☐
- 4 I can name different crimes and use verbs connected with crime.
 ☐  ☐  ☐
- 5 I can use the Past simple and Past continuous correctly in sentences.
 ☐  ☐  ☐
- 6 I can write a notice describing a missing object.
 ☐  ☐  ☐
- 7 I can describe some crimes committed by animals.
 ☐  ☐  ☐